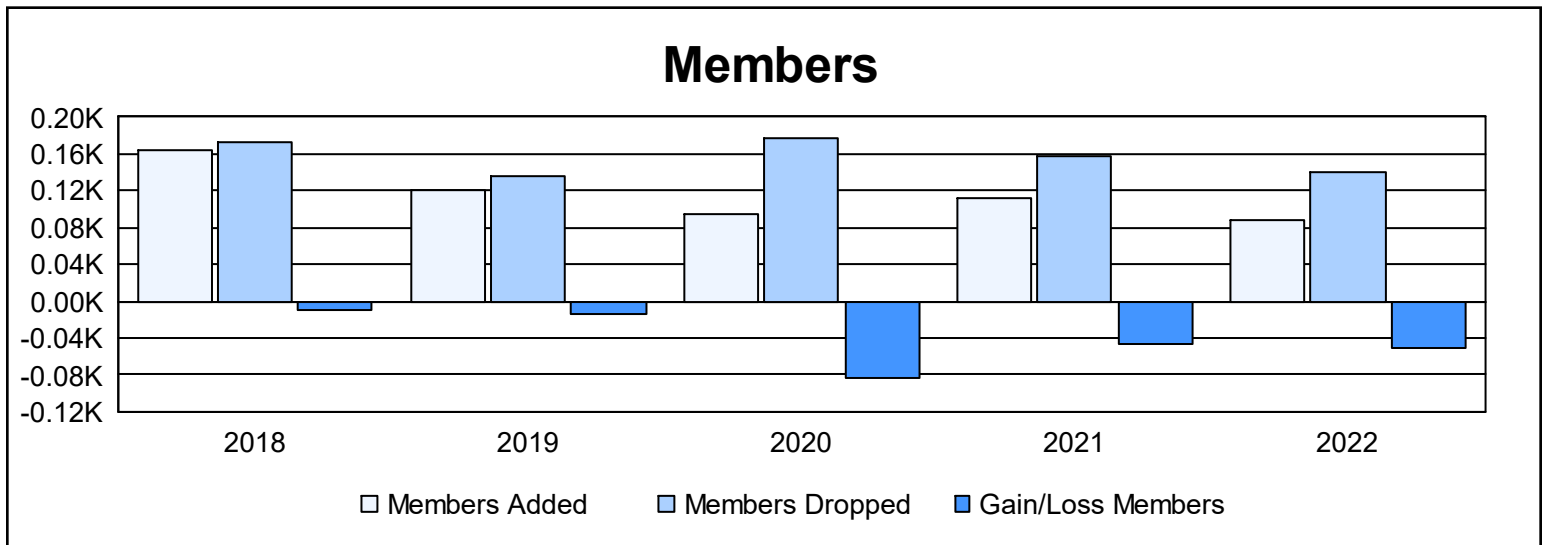
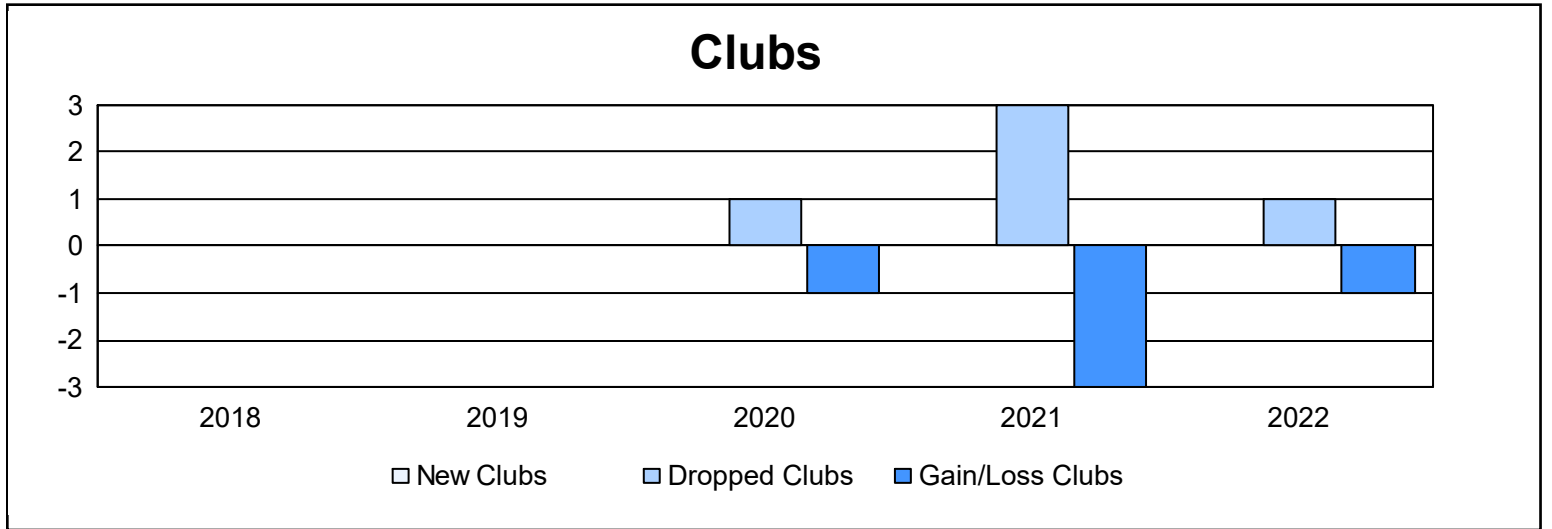
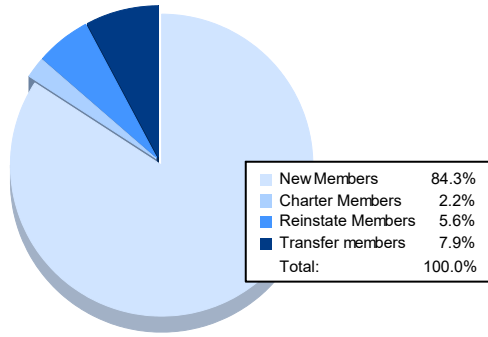


Year	New Clubs	Dropped Clubs	Gain/ Loss Clubs	New Members	Charter Members	Reinstate Members	Transfer Members	Total Member Added	Total Members Dropped	Gain/ Loss Members
2017-2018	0	0	0	145	3	9	6	163	173	-10
2018-2019	0	0	0	99	2	10	9	120	135	-15
2019-2020	0	1	-1	69	5	7	13	94	178	-84
2020-2021	0	3	-3	96	3	4	8	111	157	-46
2021-2022	0	1	-1	75	2	5	7	89	140	-51
<b>Average</b>	<b>0</b>	<b>1</b>	<b>-1</b>	<b>97</b>	<b>3</b>	<b>7</b>	<b>9</b>	<b>115</b>	<b>157</b>	<b>-41</b>



### Membership Composition June 2022 Cumulative



### Gender Composition June 2022 Cumulative

